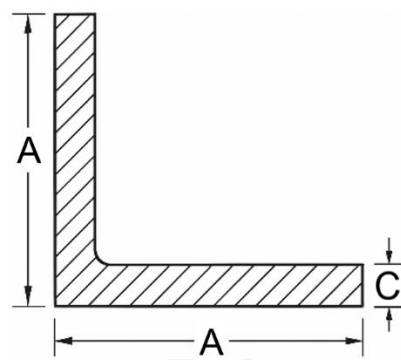



Project Name: _____
Job #: _____

STAINLESS STEEL EQUAL ANGLE

20' RANDOM LENGTHS



Grade: 304/304L 316/316L Duplex 2205
Source: Import Domestic Approved DFARS

DIMENSIONS

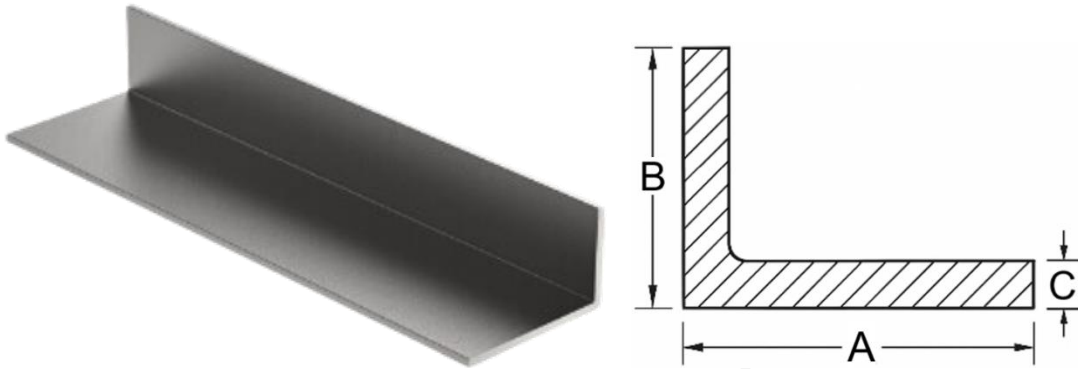
UOM: FT/LB

SELECT	SIZE 1 (A)	SIZE 3 (C)	APPROX WEIGHT
<input type="checkbox"/>	1/2	1/8	0.374
<input type="checkbox"/>	3/4	1/8	0.588
<input type="checkbox"/>	1	1/8	0.802
<input type="checkbox"/>	1	3/16	1.162
<input type="checkbox"/>	1	1/4	1.496
<input type="checkbox"/>	1-1/4	1/8	1.015
<input type="checkbox"/>	1-1/4	3/16	1.483
<input type="checkbox"/>	1-1/4	1/4	1.924
<input type="checkbox"/>	1-1/2	1/8	1.229
<input type="checkbox"/>	1-1/2	3/16	1.804
<input type="checkbox"/>	1-1/2	1/4	2.351
<input type="checkbox"/>	2	1/8	1.657
<input type="checkbox"/>	2	3/16	2.445
<input type="checkbox"/>	2	1/4	3.206
<input type="checkbox"/>	2	3/8	4.649
<input type="checkbox"/>	2-1/2	3/16	3.086
<input type="checkbox"/>	2-1/2	1/4	4.061
<input type="checkbox"/>	2-1/2	3/8	5.932

SELECT	SIZE 1 (A)	SIZE 3 (C)	APPROX WEIGHT
<input type="checkbox"/>	3	3/16	3.727
<input type="checkbox"/>	3	1/4	4.916
<input type="checkbox"/>	3	3/8	7.214
<input type="checkbox"/>	3	1/2	9.405
<input type="checkbox"/>	3-1/2	1/4	5.771
<input type="checkbox"/>	3-1/2	3/8	8.497
<input type="checkbox"/>	4	1/4	6.626
<input type="checkbox"/>	4	3/8	9.779
<input type="checkbox"/>	4	1/2	12.825
<input type="checkbox"/>	5	1/4	8.336
<input type="checkbox"/>	5	3/8	12.344
<input type="checkbox"/>	5	1/2	16.245
<input type="checkbox"/>	6	1/4	10.046
<input type="checkbox"/>	6	3/8	14.909
<input type="checkbox"/>	6	1/2	19.665
<input type="checkbox"/>	6	5/8	24.314
<input type="checkbox"/>	8	3/8	20.039
<input type="checkbox"/>	8	1/2	26.505

Project Name: _____
 Job #: _____

STAINLESS STEEL UNEQUAL ANGLE
20' RANDOM LENGTHS



Grade: 304/304L 316/316L Duplex 2205
 Source: Import Domestic Approved DFARS

DIMENSIONS
 UOM: FT/LB

SELECT	SIZE 1 (A)	SIZE 2 (B)	SIZE 3 (C)	APPROX WEIGHT
<input type="checkbox"/>	2	1	1/4	2.351
<input type="checkbox"/>	3	1-1/2	1/4	3.634
<input type="checkbox"/>	3	2	3/16	3.086
<input type="checkbox"/>	3	2	1/4	4.061
<input type="checkbox"/>	3	2	3/8	5.932
<input type="checkbox"/>	4	3	1/4	5.771
<input type="checkbox"/>	4	3	3/8	8.497
<input type="checkbox"/>	5	3	1/4	6.626
<input type="checkbox"/>	5	3	3/8	9.779
<input type="checkbox"/>	6	3	1/4	7.481
<input type="checkbox"/>	6	3	3/8	11.062
<input type="checkbox"/>	6	4	1/4	8.336
<input type="checkbox"/>	6	4	3/8	12.344
<input type="checkbox"/>	6	4	1/2	16.245
<input type="checkbox"/>	8	4	3/8	14.909
<input type="checkbox"/>	8	4	1/2	19.665